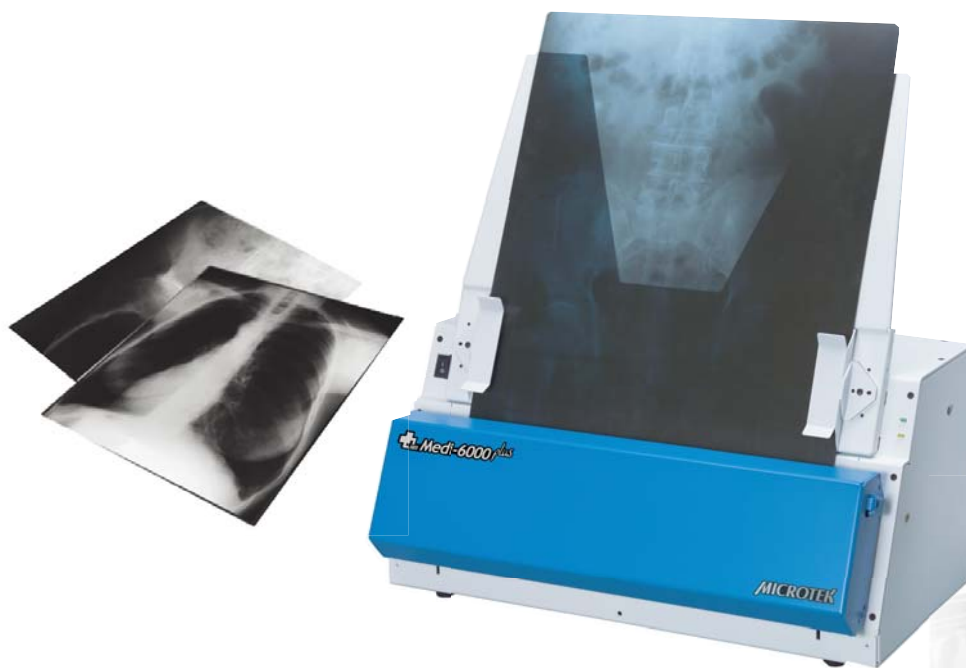




Medi-6000 plus

Medical Imaging Systems

Professional
X-ray
Digitizer



High-speed Scanning — 7 Seconds per Chest X-ray

Microtek medical grade digitizer, the Medi-6000 Plus, can rapidly digitize Chest X-ray film in 7 seconds. Adopted with the technology of LED light source, the Medi-6000 Plus can reach full brightness and instant operation immediately. The energy-saving Medi-6000 Plus is perfect for fast-paced environment of the doctor's office, QC Station and PACS.

The Medi-6000 Plus can scan various sizes of X-ray films up to 14" x 35", letting users easily archive X-ray films in digital records. Equipped with a superior optical resolution, a higher Dmax, and the 16-bit grayscale, the Medi-6000 Plus ensures that the each scan can capture the details presenting in the film and thus offers the superior image quality to the medical professionals. It provides not only great image quality but also many powerful software features for image management at an affordable price.

Besides, it is easy to operate, clean, and maintain. In addition, through the MiPAX systems with DICOM ready function, users can easily and quickly make medical X-ray digitized. MiPAX also supports telemedicine by sending DICOM files to any PACS/RIS system through intranet or internet.



Features

- CE MDD, FDA certified
- Auto Feeder with 15-film capacity (optional)
- 7 seconds per scan for Chest X-ray
- No warm-up time with LED light source
- 4.0 Dmax, 600 dpi optical resolution
- Archives X-ray films from 2.5" x 2.5" to 14" x 35"
- Supports DICOM 3.0 and telemedicine with optional MiPAX
- Easy to operate, clean, and maintain
- Offers better quality, performance, and secure e-medical records

MICROTEK
DICOM READY

Instant Scan without Warm-up Time

Adopting LEDs as the light source, there is no need to warm up before carrying out the scan, which boosts your productivity and reduces energy costs amazingly.

Automatic Scanning

The Medi-6000 Plus offers increasing productivity for X-ray film digitizing with an auto-scan function, which enables the Medi-6000 Plus to detect the X-ray film on the tray automatically and to perform a smart scan directly without any setting hassles. It helps you to run scans efficiently.

ScanWizard Medi Software

ScanWizard Medi is exclusively for Microtek X-ray film digitizers, allowing to capture X-ray images in digital format. It features many image controls, such as auto-crop, auto-deskew, auto-density, auto-scan, and custom exposure, making that digitizing of X-ray film is easy, fast, and complete.



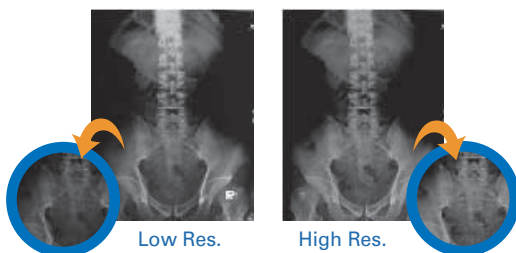
7 Seconds per Scan for Chest X-ray

The Medi-6000 Plus increases your productivity at fast scanning speed. Anyone can finish the digitization of a Chest X-ray film (14" x 17") in 7 seconds at 300 dpi.




Superior Image Quality

With a superior optical resolution of 600 dpi, the 16-bit grayscale, and a high optical density of 4.0 Dmax, the Medi-6000 Plus is able to capture a wide range of gray tones, providing excellent details when digitizing X-ray films.




Optional Auto Film Feeder (AFF)

The Auto Film Feeder (AFF) is an optional accessory for the Medi-6000 Plus digitizer, allowing to hold up to 15 sheets of the X-ray film at one time. With the use of the AFF, you can easily perform automatic digitization of multiple film sheets without manual handling.



Supports PACS/RIS with Powerful Medical Systems of MiPAX

Through the MiPAX systems with DICOM ready function, you can easily and quickly make X-ray films being archived with many powerful features, including query, retrieve, view, measurement, notation, report, DICOM print, CD-burning, database backup, and send DICOM files to any PACS/RIS system.



MiPAX-Xray Workstation

Specifications

Product Model MSS-600XU2LAF	Dynamic Range 0.12D ~ 3.7D, 4.0 Dmax
Scanner Type Sheet-fed digitizer	Connectivity Hi-Speed USB (USB 2.0)
Image Sensor CCD	Dimensions (L x W x H) 305.64 x 474 x 234.5 mm (w/o tray)
Optical Resolution 600 dpi (42 µm spot size, 12 lp/mm)	Weight 19.18 lbs (8.7 kg)
Light Source LED	Power Supply AC 100V-240V, 47-63 Hz
Scanning Area Min: 2.5" x 2.5" (63.5 x 63.5 mm) Max: 14" x 35" (355.6 x 889 mm)	Power Consumption 54.9 Watts (Max.)
Scanning Speed 7 seconds @ 300 dpi, 14" x 17"	Certifications CE 1639, FDA, CFDA, CCC
Scanning Mode 8 / 12 / 16-bit grayscale	

System Requirements

- CD-ROM (for installing software)
- Color display with 24-bit color output capability
- 2 GB RAM or more
- Pentium IV PC or higher with USB port
- Windows 7 / 8 / 10

Scanning with MiPAX-Xray (optional)

- DVD-RW drive
- 19" (4:3 / 1280 x 1024) of monitor
- Intel® Core2 Duo Processor E7400 at 2.80 GHz or above PC
- 2 GB DDR2 RAM at 800 MHz
- 250 GB of hard disk
- Gigabit Ethernet LAN
- Windows 7 / 10

For more details on product, please contact your local Microtek sales or dealers.



MICROTEK INTERNATIONAL, INC.
No.6, Industry East Road 3, Hsinchu Science Park, Hsinchu 30075, Taiwan
Tel: 886-3-577-2155 Fax: 886-3-577-2598 www.microtek.com

