

LASER DECORATION FOR DIGITAL PERSONALISATION



Create high-value customised products with ease

Simply enter your personalised text, upload a graphic and with precision and ease, your unique designs are transferred onto polycarbonate, acrylic, leather¹ and other plastics. Easy to use and safe to operate, these Class 1 laser devices can heat transfer metallised foils onto gifts, promotional giveaways, merchandise and so much more. With our laser decorators, you'll take objects from average to amazing in minutes.

Choose LD-80 for versatile product personalisation

Max imprint area: 80mm (W) x 80mm (D)

Choose LD-300 for decorating larger items including leather

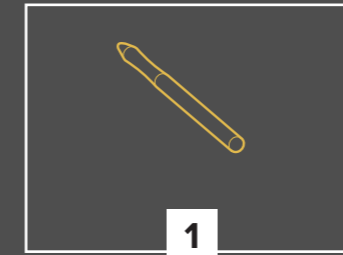
Max imprint area: for objects up to 50mm (H): 305mm (W) x 230mm (D), for objects up to 216mm (H): 281mm (W) x 213mm (D)

LD-300 and LD-80

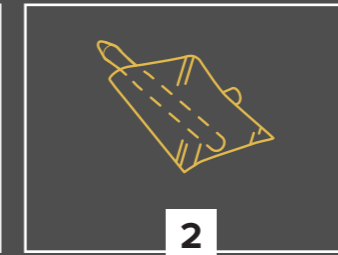


Produce Unique Customised Products in 4 Easy Steps

The DGS SHAPE LD-80 and the LD-300 are both incredibly economical and easy to use, using an advanced digital process for foil transfer customisation. When compared to traditional hot-foil stamping methods and laser engraving technology, they are less complicated, cleaner and a safer personalisation option.




1 Place your object in the machine



2 Add your chosen foil



3 Laser imprint your design via METAZAStudio Software



4 Your customised object is ready to sell

So Many Profitable Personalisation Opportunities

An industry-first in personalisation, the LD-80 and LD-300 Laser Decorators offer a unique opportunity for your brand, kiosk, gift shop, online store or personalisation business to create exciting new customised products with dazzling text and reflective graphics.



Add fun graphics to personalise electrical accessories.



Personalise gift boxes and packaging.




Personalise pens and other office items.



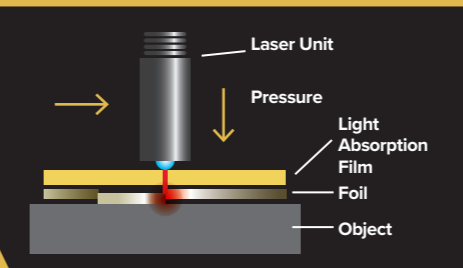
Use foil for stunning patterns and customised phone cases.



Personalise lipsticks and other cosmetic products.



Increased Working Area with the LD-300
The working area of LD-300 is 305mm x 230mm and can accommodate objects up to 50mm in thickness. Removing the bed, even larger items up to 216mm thick, such as handbags and product packaging, can be accommodated with an imprint area of (max) 281mm (W) x 213mm (D). (Photo shown is with base table removed).



Foil Transfer on Soft Plastics with Precise Results
The LD-80 and the LD-300 use semi-conductor laser transfer technology to apply heat activated adhesive foil to a variety of heat-resistant and soft plastics including; acrylic, polycarbonate, polypropylene, polystyrene, and ABS². The pinpoint accuracy of the semi-conductor laser paired with a high-quality transfer foil can create designs as small as a fraction of a millimetre!

Safe Operation
The laser used in the LD-80 and the LD-300 conforms to the safest "Class 1" standard*. When the cover opens the laser supply turns off so it can be used in a retail setting without any danger of exposure. In addition, our unique method of laser decoration creates no dust or gas. *IEC 60825-1.



Personalise stationery items such as A4 portfolios, notebooks and journals with names and designs.



Customise plastic cards and other items using specific films and serial data to create exclusive membership items.





Brand high value fashion items like sunglasses and customise leather goods with ease.



LD-300 and LD-80

LASER DECORATORS



Specifications		LD-80*	LD-300*
Model		LD-80*	LD-300*
Imprintable materials**		Acrylic, Polycarbonate, Polypropylene, Polystyrene and ABS	Acrylic, Polycarbonate, Polypropylene, Polystyrene, ABS, Leather, Polyurethane, PVC and Paper (Woodfree paper, Art paper, Coated paper).
Loadable material size (max.)		100 (W) x 200 (D) x 20 (H) mm or 180 (W) x 100 (D) x 20 (H) mm	With base table: 323 (W) x 267 (D) x 50 (H) mm Without base table: 281 (W) x 213 (D) x 216 (H) mm
Design options		Vector/outline, region fill (scan line, island fill), text, illustration	Vector/outline, region fill (scan line, island fill), text, illustration
Printable area	Imprint area (max)	80 (W) x 80 (D) mm	For objects up to 50mm (H): 305 (W) x 230 (D) mm For objects up to 216mm (H): 281 (W) x 213 (D) mm
	Recommended print area	50 (W) x 50 (D) mm	For objects up to 50mm (H): 275 (W) x 196 (D) mm For objects up to 216mm (H): 281 (W) x 213 (D) mm
Resolution		353 dpi (text), 1058 dpi (vector)	318 dpi (text), 1270 dpi (vector)
Direction of transcription		Unidirectional imprinting or bidirectional imprinting (selectable with Windows driver)	Unidirectional imprinting or bidirectional imprinting (selectable with Windows driver)
Print speed		24 mm/s	24 mm/s (default), 48 mm/s (max)
Interface		USB	USB
Power requirements	Dedicated AC adapter	AC 100 to 240 V \pm 10%, 50/60Hz	AC 100 to 240 V \pm 10%, 50/60Hz
	Main unit	DC 19V, 1.0A	DC 19V, 1.0A
Power consumption		Approx. 14W	Approx. 23W
Operating noise		70dB(A) or less	70dB(A) or less
Environment	Temperature	10 to 30 °C (50 to 86 °F)	10 to 30 °C (50 to 86 °F)
	Humidity	35 to 80% (no condensation)	35 to 80% (no condensation)
Dimensions		286 (W) x 383 (D) x 308 (H) mm	616 (W) x 591 (D) x 496 (H) mm
Weight		12 kg	46 kg
Light source	For imprinting (foil transfer)	Class 4 laser*; wavelength: 450 nm; dispersion: 23 degrees; pulse width and repeatability: 167.5 μ sec, 4 kHz; max. output: 1.6 W	Class 4 laser*; wavelength: 450 nm; dispersion: 23 degrees; pulse width and repeatability: 137.5 μ sec, 4 kHz; max. output: 1.6 W
	For positioning	Class 1 laser, wavelength: 655nm	Class 1 laser, wavelength: 655nm
Safety devices	Interlock	When the cover opens, the laser power supply turns off	When the cover opens, the laser power supply turns off
	Cover	Light-blocking cover	Light-blocking cover
Included items		Software Package CD, AC adapter, power cable, USB cable, setup guide, material retainer, film retainer, etc.	Software Package CD, AC adapter, power cable, USB cable, setup guide, material retainer, film frame, etc.

* This product is a Class 1 laser device, utilising an interlocked full cover structure. Complies with IEC 60825-1 Ed. 3.0 (2014-05) and Ed. 2.0 (2007-03).

** Successful text and image results depend on the correct combination of foil and media. For best results, test foil transfer prior to final production.

Specifications, designs and dimensions listed may be subject to change without notice.

System requirements for USB connection	
Operating system	Windows®7 or newer (32-bit or 64-bit)
USB cable	Use the included USB cable

Powerful METAZASudio Software Included

Both the LD-80 and the LD-300 can produce stunning graphics and crisp text using bundled METAZASudio software. And you don't need to be a graphics expert to design and output artwork as the software is easy to use.

Compatible with cotodesign Software


When combined with cotodesign, Roland's latest design and print management software, the LD-80 becomes a complete design-order-print solution for the in-store customisation of gift items using customers' data, such as photos or artwork, from their smartphone. Other Roland DG devices³ are supported by cotodesign, allowing businesses to use it for a wide variety of applications and events.

Notes from inside brochure

¹ With the LD-80 you can use foil transfer for decoration on synthetic leather. With the LD-300 you can also imprint directly onto the surface of genuine leather. Please use genuine leather processed with plant-based tanning when transferring and stamping. Other types of treated leather will produce inconsistent results. In addition, please note that synthetic leather cannot be imprinted directly.

² When evaluating new materials, test on a disposable piece to make sure the results are satisfactory.

³ cotodesign is compatible with VersaUV LEF/LEF2 series, VersaSTUDIO BT-12/BN-20, CAMM-1 GS-24, METAZA MPX-90/95, SF-200 and LD-80.

Roland Care Warranty	
	Enjoy the peace of mind of having one of the most comprehensive warranty packages in the industry, included with the LD-80 and LD-300.

The DGSHAPE Promise

DGSHAPE is the name of the new business that inherited 30 years of innovative 3D technologies of Roland DG from which it was spun off. The DGSHAPE core mission - "make innovation, make life better" - is focused on delivering digital technologies that bring ideas to life, revolutionise business processes, and shape a better future. Our objective is to fuse human creativity with digital workflows to provide exceptional value across multiple endeavours, from individual craftsmanship to manufacturing, healthcare and beyond.

DGSHAPE reserves the right to make changes in specifications, materials or accessories without notice. Actual device output may vary. For optimum output quality, periodic maintenance to critical components may be required. Please contact your DGSHAPE dealer for details. No guarantee or warranty is implied other than that expressly stated. DGSHAPE shall not be liable for any incidental or consequential damages, whether foreseeable or not, caused by defects in such products. All trademarks are the property of their respective owners. Three-dimensional data files may be protected under copyright. Reproduction or use of copyrighted material is governed by local, national, and international laws. Customers are responsible for observing all applicable laws and are liable for any infringement. DGSHAPE Corporation has licensed the MMP technology from the TPL Group.



AUTHORISED DEALER:

SELECT IMAGES BY:

